



READY, STEADY, GO!



WORKBOOK THREE

READY, STEADY, GO!

AUTHOR - *Ewa Lewandowska*
EDITOR - *Marcin Lewandowski*
ILLUSTRATOR - *Sławomir Łuczyński*
COMPUTER COPY EDITING - *Michał Mosiewicz*

Do rodziców


Praca w domu z dzieckiem pomaga mu w rozwijaniu sprawności i budowaniu wiedzy o sobie. Potwierdza wiarę w to, że uczenie się jest ciekawym zajęciem, przynosi zadowolenie i bawi. Celem książki jest ćwiczenie czytania i pisania w języku angielskim.

Oto kilka sugestii:

- > Wybierz porę kiedy dziecko jest zrelaksowane, a Ty sam możesz poświęcić mu czas i uwagę.
- > Wyjaśnij dziecku polecenia, których polską wersję znajdziesz na końcu książki. Najpierw rozwiązuj zadania razem z nim. Po jakimś czasie daj dziecku więcej swobody.
- > Nie każdą stronę i nie każde zadanie trzeba za wszelką cenę doprowadzić do końca. Każde dziecko uczy się w innym tempie. Jeśli zauważysz, że dziecko zaczyna się nudzić lub niecierpliwieć, przerwij pracę.
- > Nie przerabiaj zbyt wielu ćwiczeń od razu.
- > Praca z książką jest pomyślana jako ćwiczenie i dziecko ma prawo do błędów.
- > Pozwól dziecku na rozwiązanie tego zdania, które samo wybierze, mimo iż stopień trudności w kolejnych ćwiczeniach narasta.
- > Systematyczna praca przyniesie z pewnością efekty.

Copyright 1992 Wonderworld
All rights reserved

This is my photograph



My name is

My address is

REMEMBER



I am
You are
He is
She is
It is

We are
You are
They are

TASK 1 Complete.



I _____



she _____



they _____



we _____



it _____



he _____



you _____



you _____


TASK 2 Circle the right word. Then write the whole sentence below.

1. He ^{am} is ^{are} a cowboy.



He is a cowboy.

2. It ^{am} ^{is} ^{are} a crow.



3. I ^{am} ^{is} ^{are} a schoolgirl.



4. They ^{am} ^{is} ^{are} doctors.



5. You ^{am} ^{is} ^{are} a policeman.



6. She ^{am} ^{is} ^{are} a nurse.



7. We ^{am} ^{is} ^{are} clowns.



REMEMBER



I am = I'm

You are = You're

He is = He's

She is = She's

It is = It's

We are = We're

You are = You're

They are = They're

TASK 3 Change into short forms.

I am Tom.

I'm Tom.

You are here.

You' re here.

He is at school.

He's at school.

She is at the ZOO.

She's at the ZOO.

It is a fox.

It's a fox.

We are happy.

We're happy.

You are old.

You're old.

They are funny.

They're funny.

REMEMBER



I am not

You are not

He is not

She is not

It is not

We are not

You are not

They are not

TASK 4 Write true answers:

Yes, I am. (+)

No, I'm not. (-)

(+) (-) Are you a boy? _____

(-) (+) Are you a girl? _____

(-) Are you 20? _____

(+) Are you at home? _____

(-) Are you a monster? _____

TASK 5 Write "Yes, it is" or "No, it isn't".



Is it a book?

Is it a telephone?

Yes, it is.



Is it a baloon?

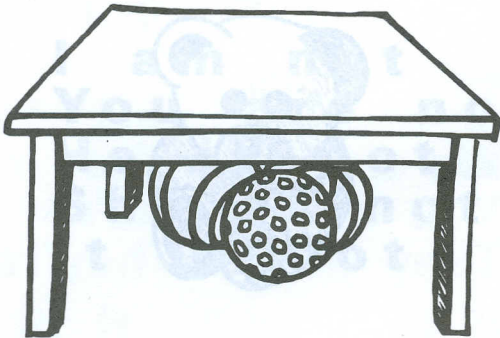
Is it a ribbon?




Is it a doll?

Is it a ball?

TASK 6 Answer the questions.
Write "Yes, they are" or
"No, they aren't".




Are they under the table?



Are they on the table?



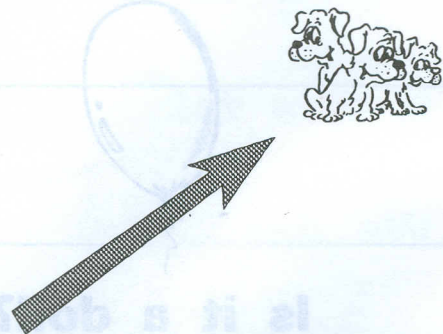
Are they cowboys?



Are they cats?



Are they here?



Are they there?

TASK 7 Answer the questions.
Choose the right answer
from the box.

No, he isn't. No, she isn't. No, it isn't.
Yes, I am. Yes, they are. No, they aren't.

Are the dogs happy?



Is it good?



Are you at school?



Is he a policeman?



Is she a tennis player?



Are they funny?



REMEMBER



I have
You have
He has
She has
It has

We have
You have
They have

TASK 8 Write "have" or "has".
Then write the whole sentence.

I _____



I have a dog.

He _____




It _____



We _____



They _____



She _____



REMEMBER



Have I?
Have you?
Has he?
Has she?
Has it?

Have we?
Have you?
Have they?

TASK 9 Answer the questions.
Write "Yes, I have" or
"No, I haven't."



Have you 6 balloons?

Yes, _____



Have you 3 cars?

Have you 2 cats?





The monster has
two heads
three eyes
four arms
four legs
three ears.

TASK 10 Answer the questions.
Write "Yes, it has" or
"No, it hasn't".

Has the monster two heads? _____

Has the monster three eyes? _____

Has the monster two hands? _____

Has the monster three ears? _____

TASK 11 Complete the questions.
Write "have" or "has".



Have you a lollipop?



_____ you a present?



_____ she a cake?



_____ Sue and Tom a party?



_____ Kate a badge?



REMEMBER



I have not
 You have not
 He has not
 She has not
 It has not

We have not
 You have not
 They have not

TASK 12 Write "have not" or "has not".



You _____ a black swim suit.

You have a white swim suit.



He _____ a red hat.

He has a black hat.



They _____ a big house.

They have a small house.



It _____ short legs.

It has long legs.

TASK 13 Write the word "don't" under the sings.



Don't turn right.



_____ **turn left.**



_____ **ride a bicycle.**



_____ **stop.**



_____ **make a noise.**



_____ **drink this.**



_____ **laugh.**



_____ **swim.**

REMEMBER



I can
You can
He can
She can
It can

We can
You can
They can

I can see...



apples



bananas



oranges



lemons



plums

TASK 14 Complete the sentences.

I	can	see	3	apples.
I	can	_____	_____	bananas.
I	_____	_____	_____	_____.
I	_____	_____	_____	_____.
I	_____	_____	_____	_____.

REMEMBER




Can I?
 Can you?
 Can he?
 Can she?
 Can it?

Can we?
 Can you?
 Can they?

TASK 15 Answer "Yes, I can" or "No, I can't".

Can you see 3 apples?



Yes, I can.

Can you see 8 bananas?




Can you see 5 lemons?








Can you see 6 plums?



Can you see 6 oranges?









				
come in	play football	learn English	walk in line	pick up sticks

TASK 16 Complete the sentences.

1. _____ in.
2. _____ football.
3. _____ English.
4. _____ sticks.
5. _____ in line.

TASK 17 Read and match.

play		walk
walk		pick up
learn		play
pick up		come
come		learn



TASK 18 Complete the sentences.

1. _____ your name.
2. _____ a book.
3. _____ a picture.
4. _____ the sticks.
5. _____ the balls.

TASK 19 Match and write the right verbs on the right.

read • •



draw • •



read

write • •











match • •



count • •



			
skip	sleep	meet	eat
			
bake	take	go	blow

TASK 20 Cross out the wrong word.



skip
sleep



take
bake



blow
go



meet
eat







TASK 21 Write the rhyming words.

sleep - _____







go - _____

take - _____

meet - _____


					
know	throw	cook	look	wake	make a fire

TASK 22 Cross out the wrong picture.

cook		
know		
wake		

TASK 23 Write the rhyming words.

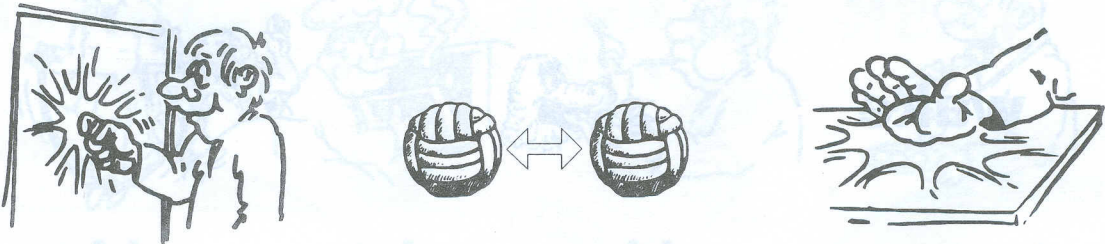
throw - _____	cook - _____
make - _____	know - _____
look - _____	wake - _____



TASK 24 Write the rhyming words.

tap - _____	knock - _____
catch - _____	clap - _____
rock - _____	match - _____

TASK 25 Write the names under the pictures.



REMEMBER



I can not = I can't

You can not = You can't

He can not = He can't

She can not = She can't

It can not = It can't

We can not = We can't

You can not = You can't

They can not = They can't

jump	run	swim	ride a bike	fly a kite	blow bubbles

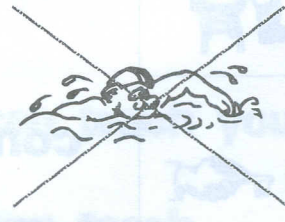
TASK 26 Write "can" or "can't".



He _____ jump.




He _____ blow bubbles.



He _____ swim.









He _____ ride a bike.









He _____ fly a kite.



He _____ run.





					
sit down	stand up	come in	go out	put on	take off

TASK 27 Write "up", "out",
"down", "off", "in", "on".

	stand _____		go _____
	put _____		take _____
	come _____		sit _____

TASK 28 Write the right verbs.

- _____ on
- _____ off
- _____ down
- _____ up
- _____ in
- _____ out

			
sing	spell	dance	stamp

TASK 29 Complete the sentences.

1. _____ a song, please.
2. _____ your name, please.
3. Please, _____ with me.
4. Please, _____ your feet.

TASK 30 Complete.

I can't sing. - It's easy. I can teach you.

I can't speak English. - It's easy. I can teach _____.

I can't dance. - It's easy. I can _____.

I can't spell my name. - It's easy. I _____.

I can't count. - It's easy. I _____.

TASK 31 Read the questions and number the pictures.

1. Who can listen to noisy music?
2. Who can meet you in the park?
3. Who can make a kite?
4. Who can go to the shop?
5. Who can colour the pictures?
6. Who can ask a question?
7. Who can open the door?

6



He can.



They can.



She can.



It can.



We can.



Tom can.



Kate can.

TASK 32 Finish these sentences.



I put it on my _____.



I put it on my _____.



I put it on my _____.



I put them on my _____.



I put them on my _____.













I put them on my _____.



TASK 33 Write what they can do. Choose the verbs from the box.

write think walk
see speak
sit listen run




<p>potatoes</p> 	<p>juice</p> 	<p>tea</p> 	<p>lemonade</p> 
<p>coffee</p> 	<p>fish</p> 	<p>milk</p> 	<p>carrots</p> 
	<p>ice cream</p> 	<p>cheese</p> 	

TASK 34 Write the words in the plate or in the cup.

I can drink

I can eat




TASK 35 Write the sentences using short forms. Choose the words from the box.

I'm not I haven't
 He's I can't You're
 He isn't You aren't

1. He is my friend. _____
2. I am not at school. _____
3. I can not count. _____
4. I have not a cat. _____
5. You are not eleven. _____
6. I am here. _____
7. You are there. _____
8. He is not a doctor. _____
9. He is hungry. _____

TASK 36 Where is the cat?

ON



NEAR





UNDER

IN



BEHIND

Where is the mouse?
Complete the sentences.



The mouse is


The mouse is

The mouse is

_____ the car.

_____ the car.

_____ the car.








The mouse is

The mouse is

_____ the car.

_____ the car.

TASK 37 Find the numbers.

				
in	on	under	behind	near



Where is the number 8?

Where is the number 5?

Where is the number 7?

Where is the number 6?

Where is the number 4?



Number 8 is the bed.

Number 5 is the table.

Number 7 is the desk.


Number 6 is the armchair.

Number 4 is the chair.

TASK 38 Draw.

- Draw a ball on the hat
- Draw a ball in the hat
- Draw a ball behind the hat
- Draw a ball under the hat
- Draw a ball near the hat


TASK 39 Look at the pictures.



UP





down






UP

down

Write the correct words under the pictures.



TASK 40 Find the way to the ZOO.
Follow the orders. Draw
arrows.



1. Go from the park to the bank.
2. Go from the bank to the airport.
3. Go from the airport to the sweet shop.
4. Go from the sweet shop to the taxi stand.
5. Go from the taxi stand to the railway station.
6. Go from the railway station to the hospital.
7. Go from the hospital to the police station.
8. Go from the police station to the ZOO.

Polecenia w języku polskim:

- Ćwiczenie 1 Uzupełnij.
- Ćwiczenie 2 Zaznacz kółkiem właściwy wyraz. Następnie napisz całe zdanie.
- Ćwiczenie 3 Zmień na formę skróconą.
- Ćwiczenie 4 Napisz prawdziwe odpowiedzi. Wpisz "Yes, I am" lub "No, I'm not".
- Ćwiczenie 5 Napisz "Yes, it is" albo "No, it isn't".
- Ćwiczenie 6 Odpowiedz na pytania. Wpisz "Yes, they are" lub "No, they aren't".
- Ćwiczenie 7 Odpowiedz na pytania. Wybierz właściwą formę z ramki.
- Ćwiczenie 8 Napisz "have" albo "has". Następnie przepisz całe zdanie.
- Ćwiczenie 9 Odpowiedz na pytania. Wpisz "Yes, I have" albo "No, I haven't".
- Ćwiczenie 10 Odpowiedz na pytania. Wpisz "Yes, it has" albo "No, it hasn't".
- Ćwiczenie 11 Uzupełnij pytania. Wpisz "have" albo "has".
- Ćwiczenie 12 Napisz "have not" albo "has not".
- Ćwiczenie 13 Napisz pod znakami wyraz "don't".
- Ćwiczenie 14 Uzupełnij zdania.
- Ćwiczenie 15 Odpowiedz "Yes, I can" albo "No, I can't".
- Ćwiczenie 16 Uzupełnij zdania.
- Ćwiczenie 17 Przeczytaj i połącz.
- Ćwiczenie 18 Uzupełnij zdania.
- Ćwiczenie 19 Połącz i napisz po prawej stronie właściwe czasowniki.
- Ćwiczenie 20 Wykreśl niewłaściwe słowo.
- Ćwiczenie 21 Napisz rymujące się słowa.
- Ćwiczenie 22 Wykreśl niewłaściwy obrazek.
- Ćwiczenie 23 Napisz rymujące się słowa.
- Ćwiczenie 24 Napisz rymujące się słowa.
- Ćwiczenie 25 Podpisz rysunki.
- Ćwiczenie 26 Wpisz "can" albo "can't".
- Ćwiczenie 27 Napisz "off", "up", "out", "down", "in", "on".
- Ćwiczenie 28 Napisz właściwe czasowniki.
- Ćwiczenie 29 Uzupełnij zdania.
- Ćwiczenie 30 Dokończ zdania.
- Ćwiczenie 31 Przeczytaj pytania i ponumeruj obrazki.
- Ćwiczenie 32 Dokończ zdania.
- Ćwiczenie 33 Połącz czasowniki z właściwymi obrazkami. Podpisz rysunki.
- Ćwiczenie 34 Napisz słowa na talerzu lub w filiżance.
- Ćwiczenie 35 Przepisz zdania używając skróconej formy. Wybierz słowa z ramki.
- Ćwiczenie 36 Uzupełnij zdania.
- Ćwiczenie 37 Znajdź cyfry.
- Ćwiczenie 38 Narysuj.
- Ćwiczenie 39 Podpisz obrazki.
- Ćwiczenie 40 Odszukaj drogę do ZOO. Narysuj strzałki według poleceń.

This booklet is dedicated to Kamilka.

